



M15 PASSIVE 2-way COAXIAL MONITOR



www.qanon-audio.com



SAFETY INSTRUCTIONS

1. Read this document

2. Pay attention to all safety instructions and hazards and obligatory warnings

3. Do not use equipment or accessories that are not approved by QANON AUDIO.

4. Attention to Sound Level

Do not approach the speaker when operating, and consider wearing earplugs.

Speaker system can produce very high sound pressure level (SPL), which can be instantaneous.

It results in permanent hearing impairment to performers, producers and audiences.

Listening can take place for a long time:

8 hours 90 decibels (A-weighted), 30 minutes 110 decibels (A-weighted), less than 4 minutes 130 decibels (A-weighted).

5. Read the manual before operating the product.

Use speaker system components described in user manual and follow instructions

6. Read the rigging manual before installing the product.

Use the hanging accessories described in the installation manual and follow the relevant procedures.

7. Before repairing the product, please read the "Maintenance" section of this document.

8. Do not expose products to extreme conditions

Do not expose the product to rain or waves.

Do not expose the product to humidity (fog, steam, humidity, cooling, etc.) or overheating (direct sunlight, radiator...) For a long time

9. Do not store products on unstable carts, brackets, tripods, brackets or tables.

10. Maintain this document as an integral part of the product

Put this document in a safe place.

Record any services of the product in the maintenance section of this document

Do not resell products without this update document

Thank you for purchasing QANON AUDIO #M15. The container shall contain - 1 #M15 enclosure. Each QANON AUDIO #product has been tested and inspected before it leaves the factory and should arrive intact. Carefully open the container and check for any apparent damage. If so, inform the transport company or distributor immediately. Only the consignee can claim against the carrier for damage in transit. Cartons and packing materials must be kept for inspection by carriers. Read this document carefully to familiarize yourself with the product and identify external documents that contain basic information on correct and safe installation and operation of the product. All the documents described below can be accessed free of charge on the QANON AUDIO < website (www.qanon-audio.com).

As part of the continuous development of technology and standards, QANON AUDIO reserves the following rights:

Change product specifications and document contents without prior notice. Please visit the QANON AUDIO website regularly to download the latest updates of documents and software.



M15 PASSIVE 2-way COAXIAL MONITOR



- 15" 2-way Full range coaxial monitor
- Maximum SPL 138dB
- 1 x 15" Neodymium low driver unit
- 1 x 3" Neodymium Compression driver
- 40 degree horizontal coverage angle
- 60 degree vertical coverage angle
- Monitor angle (1) 55° / 35°
- Monitor angle (2) 0°
- Ground stacking integrated assembly system
- Install \varnothing 35mm pole socket
- 13x M8 threaded insert

M15

The M15 is a 2-way high performance stage monitor, provide the frequency range of 50Hz-20kHz(-10dB), employing an integrated 15" LF and 3" exit horn loaded HF coaxial driver design that utilizes neodymium magnets.

The constant directivity dispersion of 40° x 60° (H x V), which this unique horn provides, delivers an accurately defined coverage area on stage. The M15 can also be operated in 2-Way Active mode. When the cabinet is used in an upright position the M15 serves as a powerful PA loudspeaker with a 60° x 40° dispersion , The monitor is matched with two kind angle 55° / 35° / 0°, M15 also can be used a powerful front fill system.suitable for a variety of applications.

For dedicated installation applications The M15 enclosure is constructed from birch plywood , which incorporates the 2x handles, and 2x 35mm Pole socket .

M15 has an impact resistant paint finish, M8 threaded inserts and a socket to accept loudspeaker stands.

The enclosure shall be fitted with internal hardware and connected via two parallel NL-4 speakOn. Dimensions:width: 430mm,height: 600mm, depth: 350mm , weight:21kg/46.3lbs



M15 Technical Specification

M15 Technical Specification

Type	Passive 2-way Coaxial Enclosure
Frequency Response(Preset)	50Hz-20kHz(-10dB)
Horizontal	40°
Vertical	60°
Monitor Angle	55° / 35° (1) 0° (2)
Drivers	LF: 1×15" (Neodymium) HF: 1×3" (Neodymium)
Handling Power (AES)	LF: 400W HF: 80W
Maximum Peak SPL	138dB/1m
Nominal Impedance	LF:8Ω / HF:8Ω
Connections	2 x NL4 SpeakOn
Pin Connections	NL4=LF:+1-1
Width	430mm
Height	600mm
Depth	350mm
Weight	21kg / 46.3lb

Rigging and Handling

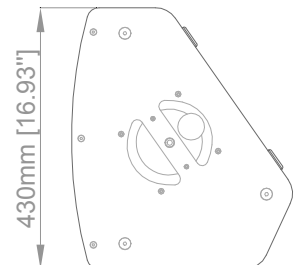
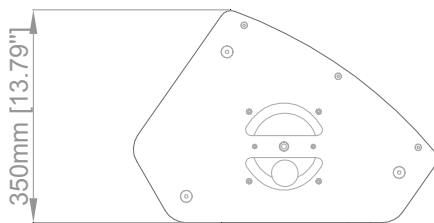
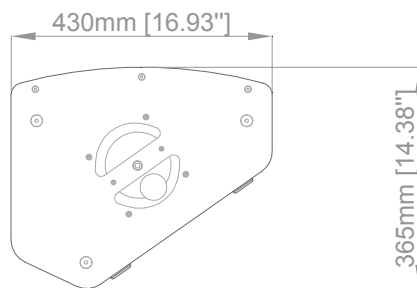

Handle	2 handles
Threaded	13x M8 threaded insert
Pole socket	2x 35mm Pole socket
stand bar	4x 10mm*38mm(H*Ø)

Physical Data

Material	Baltic Birch Plywood
Finish	Dark Grey
Front	Polyester powder-coated steel grill
Rigging	Steel
Protection rating	IP45



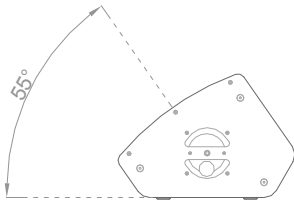
Dimensions CAD



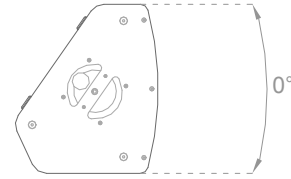


Application

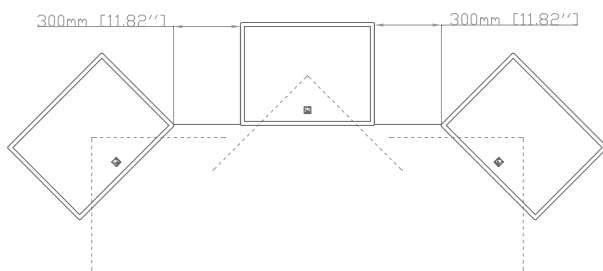
The design and application of M15 coaxial monitor system can be used in many functions. The monitoring angle is matched with two kinds angles, $55^\circ / 35^\circ / 0^\circ$, M15 and V18 /Xiv18 ultra low frequency loudspeaker ground stack integration. The addition support $\varnothing 35\text{mm}$ pole socket can be used with V18 /Xiv18, providing fast and simple ground and stack application.



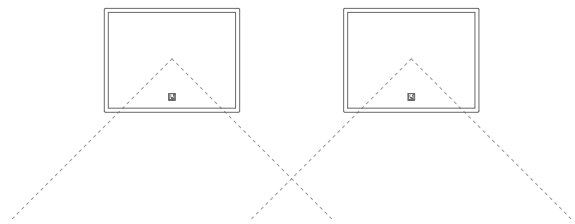
Monitor Angle 55° (Fig 1)




Monitor Angle 0° (Fig 2)



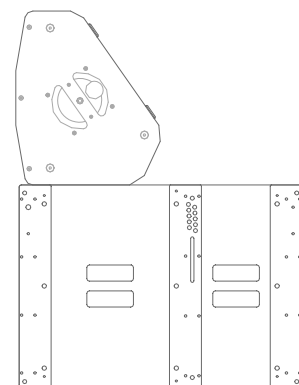
Separate Area (Fig 3)



Parallel Use (Fig 4)



FOH (Fig 5)



Monitor+sub (Fig 6)



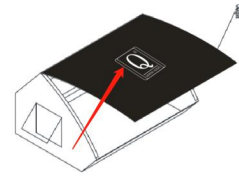
TRANSPORTATION ACCESSORIES

M15-Touring case:

removable front case on wheels (two M15)



M15-Cover: one M15



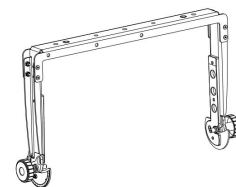
Rigging Frame Accessories

M15 / M12 / M10 Circular Rigging(M8)



Rigging Frame Extender Beam

M15-U Rigging



Speaker Cable

M15 2Pin NL4 2 x 4 mm² (50cm)

M15 2Pin NL4 2 x 4 mm² (15m)





VDA18 / C15 Maximum number of enclosures per Amp

Enclosure	Max enclosure in parallel	Max enclosure per controller
M15	3	12
M12	3	12
M10	3	12

H800 Maximum number of enclosures per Amp

Enclosure	Max enclosure in parallel	Max enclosure per controller
M15	2	4
M12	2	4
M10	3	6

Enclosure	1	2	3
M15	LF :8 Ω	LF: 4 Ω	LF: 2.7 Ω
M12	LF :8 Ω	LF: 4 Ω	LF: 2.7 Ω
M10	LF: 8 Ω	LF: 4 Ω	LF: 2.7 Ω
Connectors	M15	M12	M10
NL4 2-Pin 2*4 ²	LF = +1-1	LF = +1-1	LF = +1-1

Controller Recommend



VDA18
4x1400w 8ohm



C15
4x1500w 8ohm



H-800
2x800w 8ohm

Associated Enclosures

M15



M12



M10

